


# 2022 Journal Performance Data for: International Maritime Health

 Open Access since 2005

ISSN

1641-9251

EISSN

2081-3252

JCR ABBREVIATION

INT MARIT HEALTH

ISO ABBREVIATION

Int. Marit. Health

## Journal Information

EDITION

Emerging Sources Citation  
Index (ESCI)

CATEGORY

PUBLIC, ENVIRONMENTAL &  
OCCUPATIONAL HEALTH - ESCI

LANGUAGES

English

REGION

POLAND

1ST ELECTRONIC JCR YEAR

2020

## Publisher Information

PUBLISHER

VIA MEDICA

ADDRESS

UL SWIETOKRZYSKA 73,  
80-180 GDANSK, POLAND

PUBLICATION FREQUENCY

4 issues/year

# Journal's Performance

## Journal Impact Factor

The Journal Impact Factor (JIF) is a journal-level metric calculated from data indexed in the Web of Science Core Collection. It should be used with careful attention to the many factors that influence citation rates, such as the volume of publication and citations characteristics of the subject area and type of journal. The Journal Impact Factor can complement expert opinion and informed peer review. In the case of academic evaluation for tenure, it is inappropriate to use a journal-level metric as a proxy measure for individual researchers, institutions, or articles. [Learn more](#)

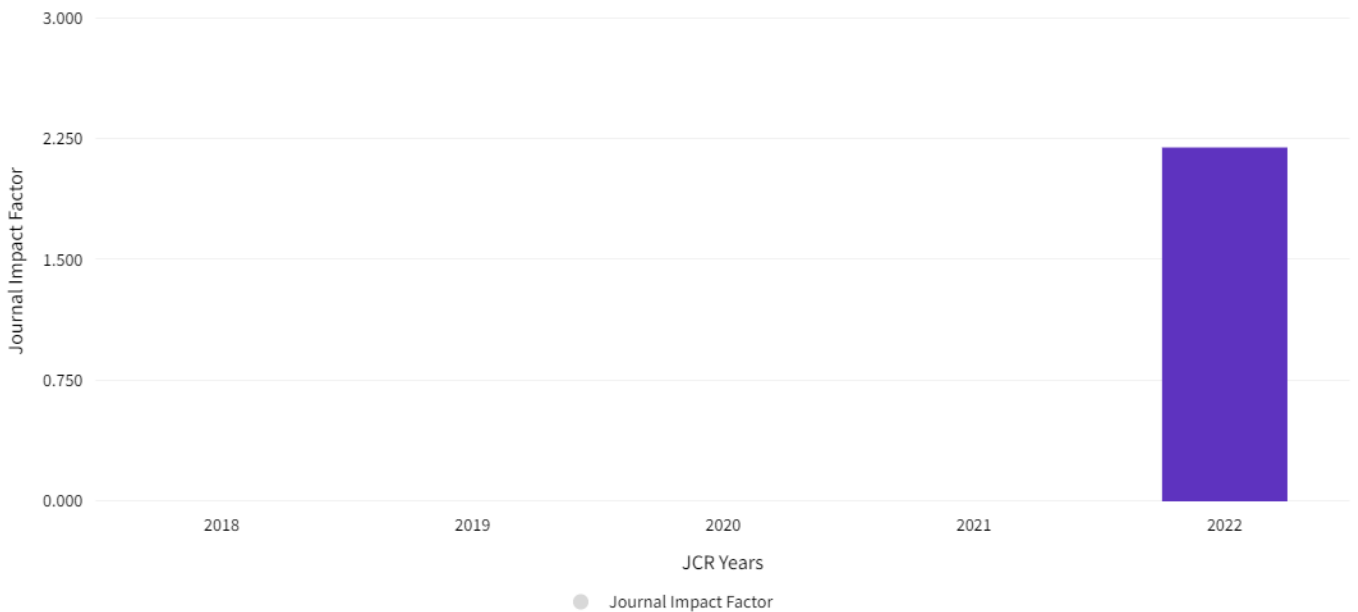
2022 JOURNAL IMPACT FACTOR

2.2

2022 JOURNAL IMPACT FACTOR WITHOUT SELF CITATIONS

1.9

## Journal Impact Factor Trend 2022



Journal Impact Factor is calculated using the following metrics






$$\frac{\text{Citations in 2022 to items published in 2020 (101) - 2021 (57)}}{\text{Number of citable items in 2020 (38) + 2021 (35)}} = \frac{158}{73} = 2.2$$

Journal Impact Factor without self cites is calculated using the following metrics

$$\frac{\text{Citations in 2022 to items published in 2020 (101) + 2021 (57) - Self Citations in 2022 to items published in 2020 (12) + 2021 (10)}}{\text{Number of citable items in 2020 (38) + 2021 (35)}} = \frac{158 - 22}{73} = 1.9$$

## Journal Impact Factor Contributing Items

### Citable Items (73)

TITLE	CITATION COUNT
Effects of COVID-19 on maritime industry: a review Authors: Yazir, Devran;Sahin, Bekir;Yip, Tsz Leung;Tseng, Po-Hsing Volume: 71 Accession number: WOS:000606603900005 Document Type: Review	16 
Seafarers' mental health in the COVID-19 era: lost at sea? Authors: Lucas, David;Jego, Camille;Jensen, Olaf Chresten;Lodde, Brice;Pougnnet, Richard;Dewitte, Jean-Dominique;Sauvage, Thierry;Jegaden, Dominique Volume: 72 Accession number: WOS:000670634400008 Document Type: Article	11 
Past, present, and future perspectives of telemedical assistance at sea: a systematic review Authors: Sagaro, Getu Gamo;Amenta, Francesco Volume: 71 Accession number: WOS:000546040400003 Document Type: Review	8 
Effect of daily social media exposure on anxiety and depression disorders among cargo seafarers: a cross-sectional study Authors: Zamora, Arianne A.;Regencia, Zypher Jude G.;Crisostomo, Marilyn E.;Van Hal, Guido;Baja, Emmanuel S. Volume: 72 Accession number: WOS:000639006300008 Document Type: Article	7 
Wellbeing of a selection of seafarers in Eastern Adriatic Sea during the COVID-19 pandemic 2020 Authors: Pesel, Giuliano;Canals, Maria Luisa;Sandrin, Matteo;Jensen, Olaf Volume: 71 Accession number: WOS:000577106200006 Document Type: Article	7 

Showing 1-5 rows of 73 total (use export in the relevant section to download the full table)

## Journal Impact Factor Contributing Items

### Citing Sources (77)

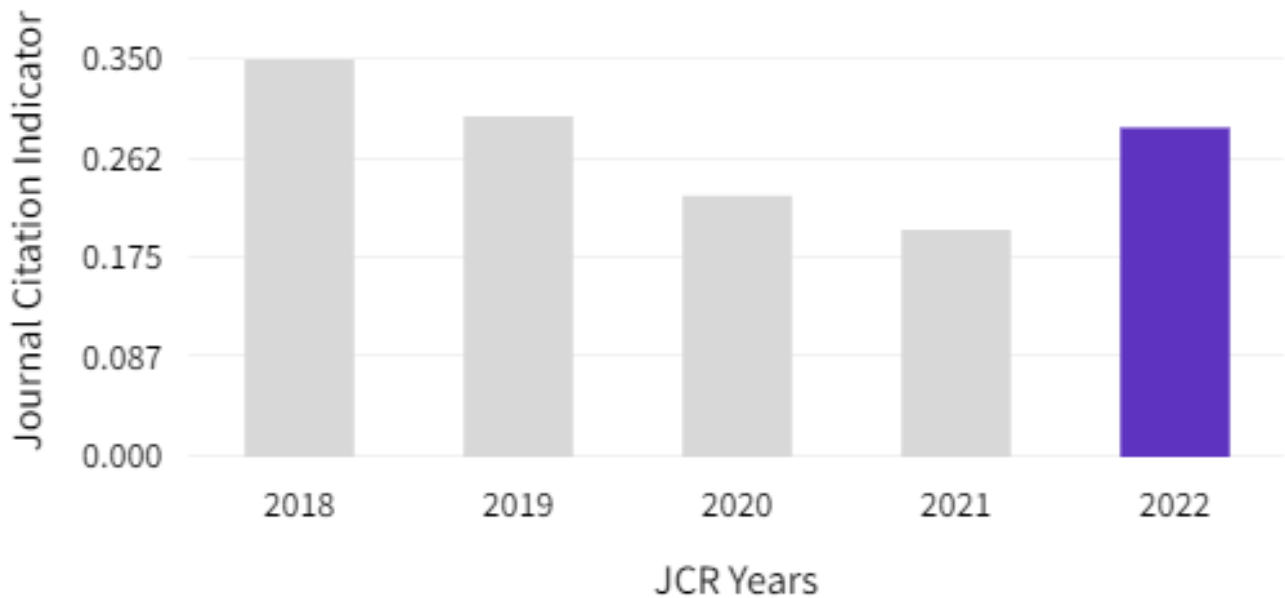
SOURCE NAME	COUNT
INTERNATIONAL MARITIME HEALTH	22
TRANSACTIONS ON MARITIME SCIENCE-TOMS	8
TRANSPORT POLICY	8
MEMORIAS DO INSTITUTO OSWALDO CRUZ	6
MARINE POLICY	5
MARITIME POLICY & MANAGEMENT	5
SCIENTIFIC REPORTS	5
JOURNAL OF MARINE SCIENCE AND ENGINEERING	4
JOURNAL OF OCCUPATIONAL HEALTH	4
PSYCHIATRIA DANUBINA	4
REVIEWS ON ENVIRONMENTAL HEALTH	4
SUSTAINABILITY	4
INTERNATIONAL JOURNAL OF ENVIRONMENTAL RESEARCH AND PUBLIC HEALTH	3
OCEAN & COASTAL MANAGEMENT	3
SCANDINAVIAN JOURNAL OF WORK ENVIRONMENT & HEALTH	3
BMC PSYCHOLOGY	2
BMC PUBLIC HEALTH	2
EFSA JOURNAL	2
HEALTHCARE	2
INTERNATIONAL JOURNAL OF OCCUPATIONAL SAFETY AND ERGONOMICS	2

Showing 1-20 rows of 77 total (use export in the relevant section to download the full table)

## Journal Citation Indicator (JCI)

0.29

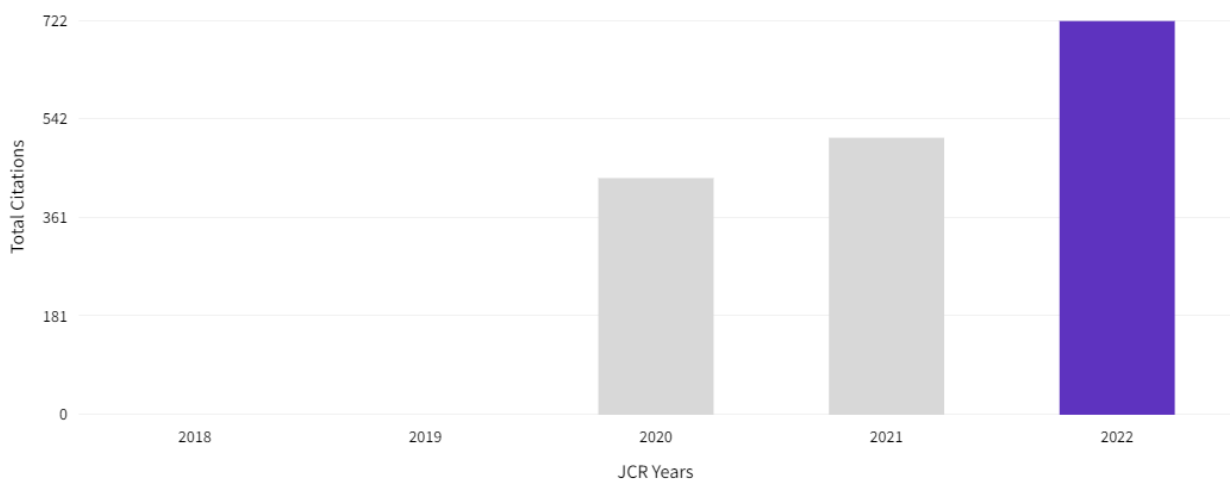
The Journal Citation Indicator (JCI) is the average Category Normalized Citation Impact (CNCI) of citable items (articles & reviews) published by a journal over a recent three year period. The average JCI in a category is 1. Journals with a JCI of 1.5 have 50% more citation impact than the average in that category. It may be used alongside other metrics to help you evaluate journals. [Learn more](#)



## Total Citations

722

The total number of times that a journal has been cited by all journals included in the database in the JCR year. Citations to journals listed in JCR are compiled annually from the JCR years combined database, regardless of which JCR edition lists the journal.



# Citation Distribution

The Citation Distribution shows the frequency with which items published in the year or two years prior were cited in the JCR data year (i.e., the component of the calculation of the JIF). The graph has similar functionality as the JIF Trend graph, including hover-over data descriptions for each data point, and an interactive legend where each data element's legend can be used as a toggle. You can view Articles, Reviews, or Non-Citable (other) items to the JIF numerator. [Learn more](#)

ARTICLE CITATION MEDIAN

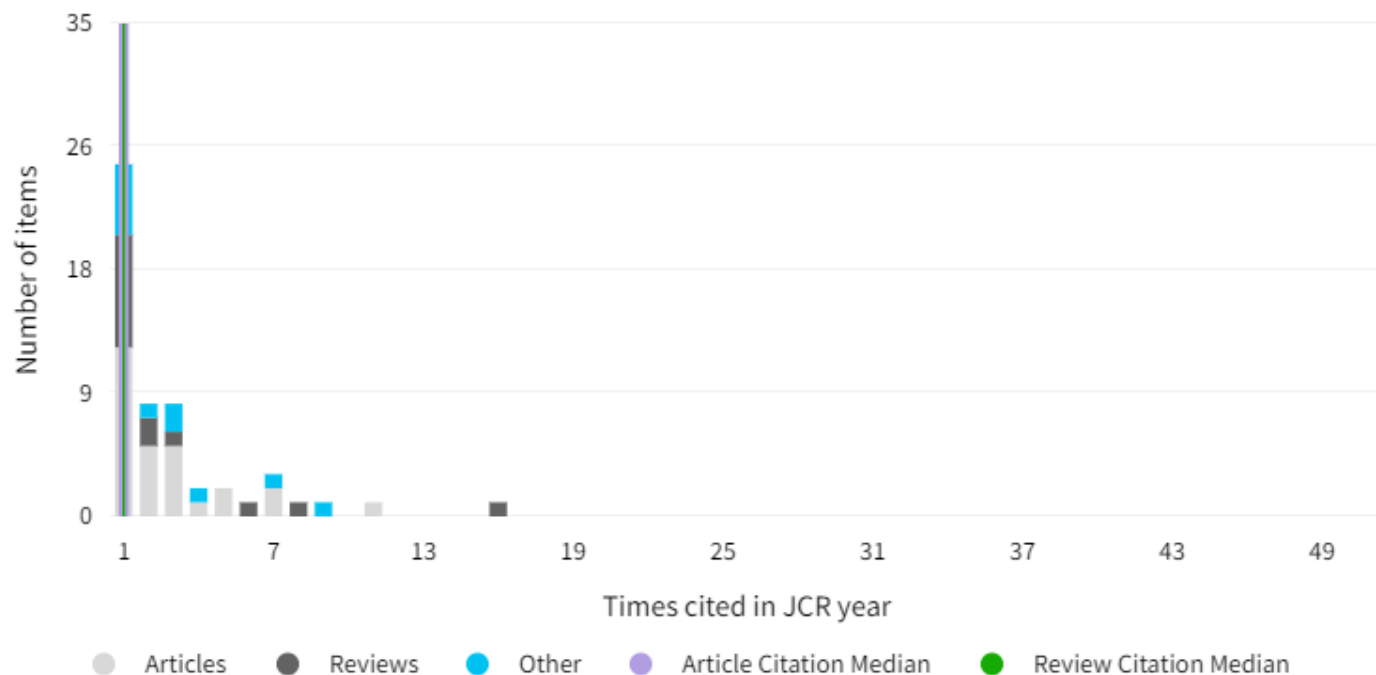
**1**

REVIEW CITATION MEDIAN

**1**

UNLINKED CITATIONS

**4**



## 0 times cited

ARTICLES

**19**

REVIEWS

**12**

OTHER

**28**

## Open Access (OA)

The data included in this tile summarizes the items published in the journal in the JCR data year and in the previous two years. This three-year set of published items is used to provide descriptive analysis of the content and community of the journal. [Learn more](#)

### Items

TOTAL CITABLE

**102**

% OF CITABLE OA

**98.04%**

CITABLE

● GOLD OPEN ACCESS

100 / 66.23%

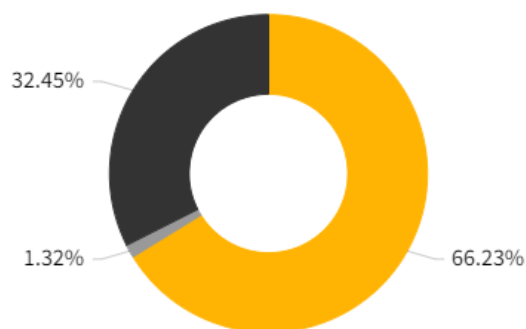
● SUBSCRIPTION OR BRONZE

2 / 1.32%

NON-CITABLE

● OTHER (NON-CITABLE ITEMS)

49 / 32.45%



### Citations\*

TOTAL CITABLE

**123**

% OF CITABLE OA

**99.19%**

CITABLE

● GOLD OPEN ACCESS

122 / 74.85%

● SUBSCRIPTION OR BRONZE

1 / 0.61%

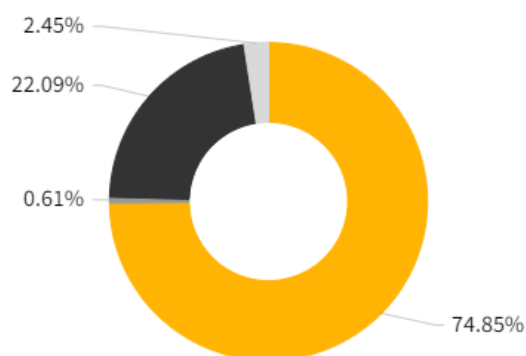
NON-CITABLE

● OTHER (NON-CITABLE ITEMS)

36 / 22.09%

● UNLINKED CITATIONS

4 / 2.45%



\* Citations in 2022 to items published in (2020-2022)



## Rank by Journal Impact factor

**Note:** While journals indexed in AHCI and ESCI are receiving a JIF for the first time in June 2023, they will not receive ranks, quartiles, or percentiles until the release of 2023 data in June 2024. [Learn more](#)

## Rank by Journal Citation Indicator (JCI)

Journals within a category are sorted in descending order by Journal Citation Indicator (JCI) resulting in the Category Ranking below. A separate rank is shown for each category in which the journal is listed in JCR. Data for the most recent year is presented at the top of the list, with other years shown in reverse chronological order.

Only journals which have a calculated JCI value are included in the JCI ranking. The total number of journals displayed in this ranking may be less than the category overall. [Learn more](#)

### CATEGORY

PUBLIC, ENVIRONMENTAL & OCCUPATIONAL HEALTH

**336/399**

JCR YEAR	JCI RANK	QUARTILE	JCI PERCENTILE	
2022	336/399	Q4	15.91	
2021	352/392	Q4	10.33	
2020	336/376	Q4	10.77	
2019	314/375	Q4	16.40	
2018	289/363	Q4	20.52	
2017	284/358	Q4	20.81	

# Citation network

## Cited Half-life

7.0 years

The Cited Half-Life is the median age of the items in this journal that were cited in the JCR year. Half of a journal's cited items were published more recently than the cited half-life.

TOTAL NUMBER OF CITES

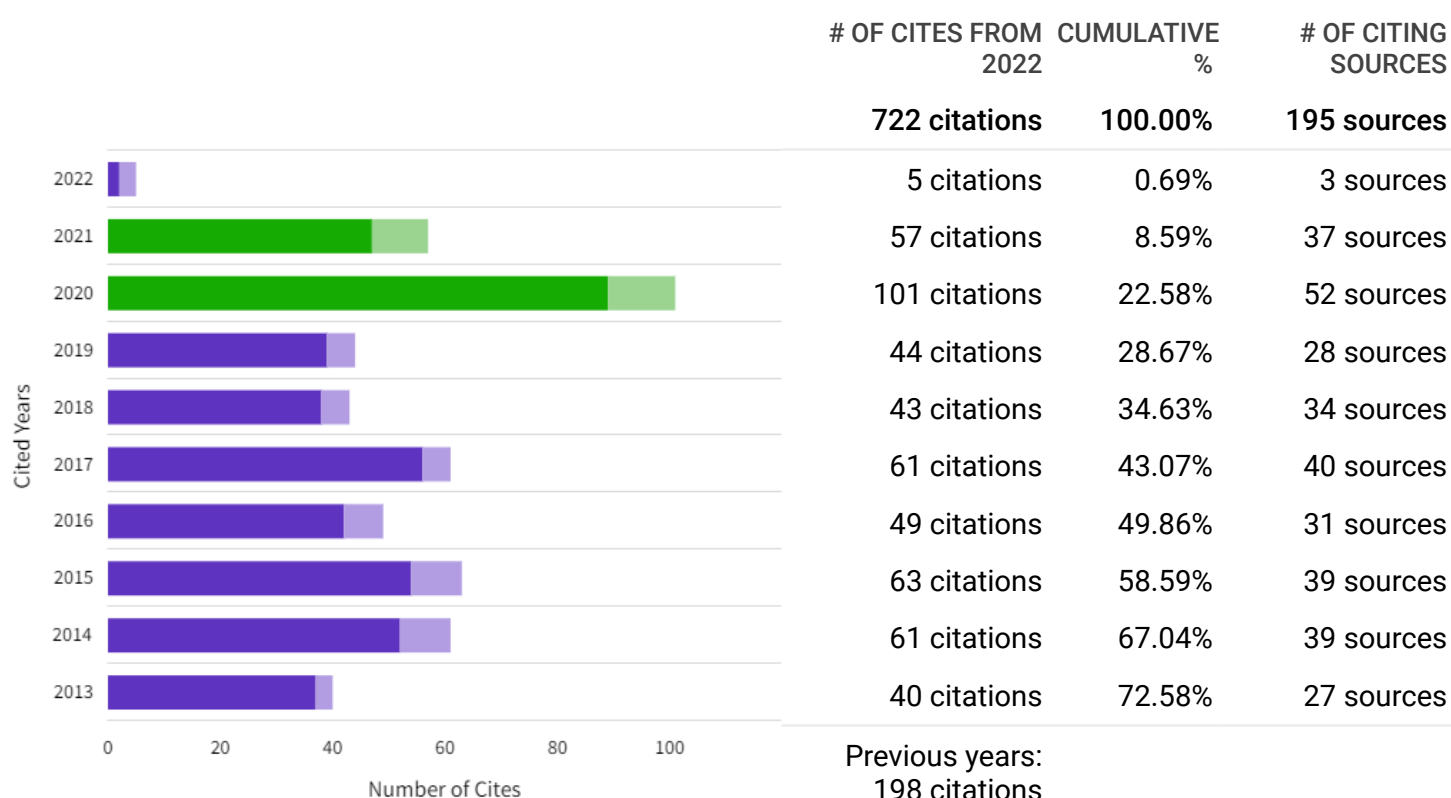
722

NON-SELF CITATIONS

637

SELF CITATIONS

85



● Non-self citations: citations to the journal from the items in other sources

● Citations to items in the journal from items in the same journal

● Citations used to calculate the Impact Factor

## Citing titles in all years

International Maritime Health

	SOURCE NAME	COUNT
	All Others	122
1	International Maritime Health	85
2	Transport Policy	47
3	BMC Psychology	23
4	BMC PUBLIC HEALTH	21
5	Marine Policy	18
6	Journal of Marine Science and Engineering	17
7	Sustainability	16
8	Transactions on Maritime Science-ToMS	16
9	TransNav-International Journal on Marine Navigation and Safety of Sea Transportation	15
10	Maritime Policy & Management	14
11	REVIEWS ON ENVIRONMENTAL HEALTH	14
12	Scientific Reports	14
13	International Journal of Occupational Safety and Ergonomics	13
14	Frontiers in Public Health	12
15	Ocean Engineering	12
16	Journal of Global Health	10
17	WORK-A Journal of Prevention Assessment & Rehabilitation	9
18	DRUSTVENA ISTRAZIVANJA	8
19	Telemedicine and e-Health	7
20	AMERICAN JOURNAL OF INDUSTRIAL MEDICINE	6

Showing 1 - 20 rows of 67 total (use export in the relevant section to download the full table)

# Citing Half-life

## 8.7 years

The Citing Half-Life is the median age of items in other publications cited by this journal in the JCR year.

TOTAL NUMBER OF CITES

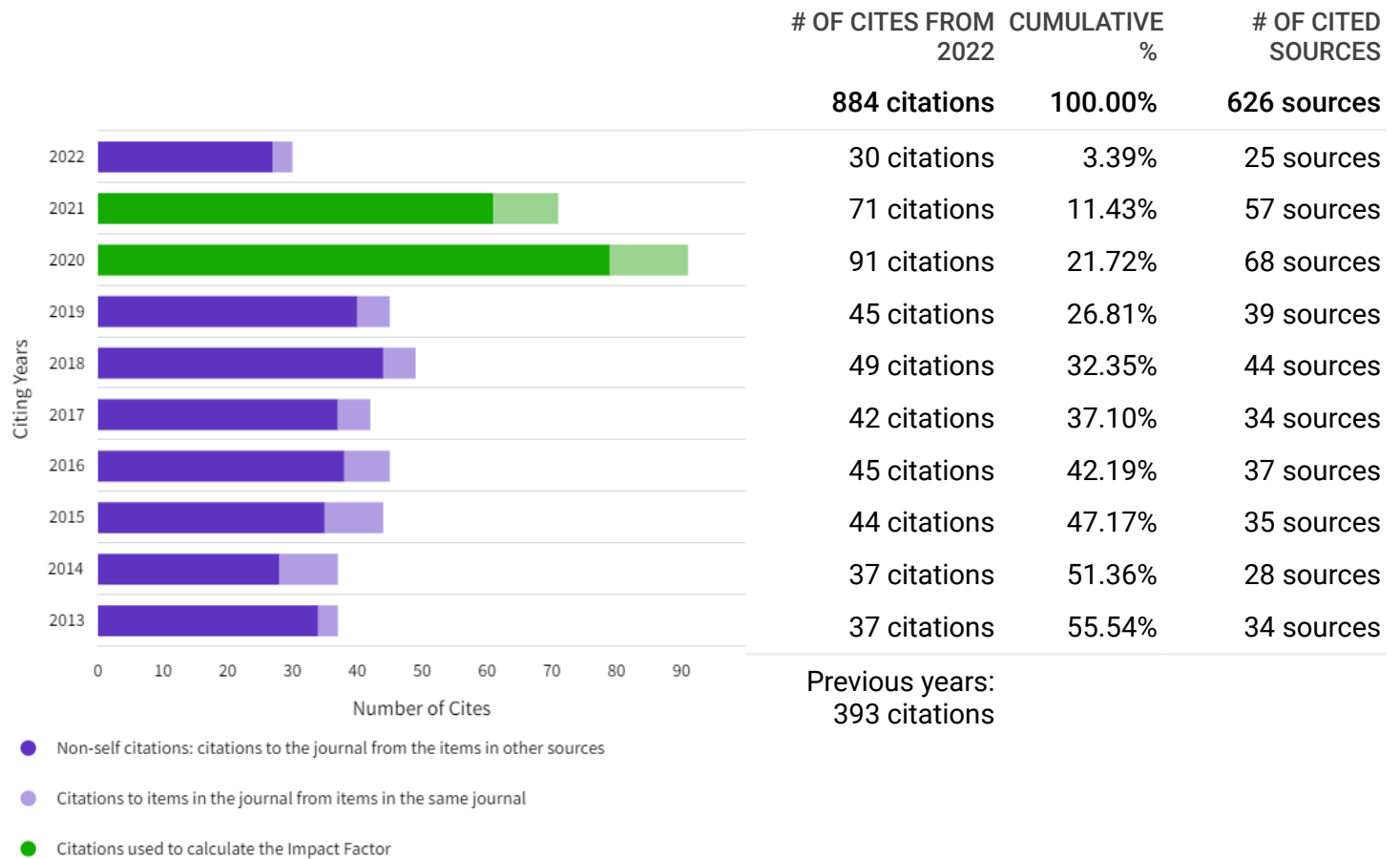
884

NON-SELF CITATIONS

799

SELF CITATIONS

85



## Cited titles in all years

International Maritime Health

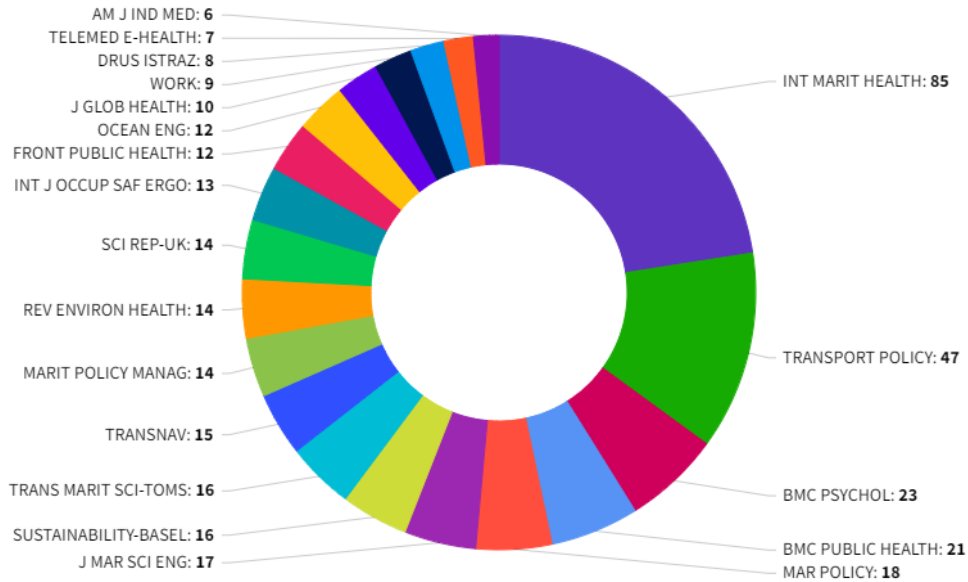
	SOURCE NAME	COUNT
	All Others	538
1	International Maritime Health	85
2	OCCUPATIONAL MEDICINE-OXFORD	9
3	Marine Policy	8
4	SAFETY SCIENCE	8
5	LANCET	7
6	Frontiers in Psychology	6
7	JOURNAL OF OCCUPATIONAL HEALTH	6
8	Annals of Work Exposures and Health	5
9	Marine Pollution Bulletin	5
10	MEDICINE	5
11	OCCUPATIONAL AND ENVIRONMENTAL MEDICINE	5
12	SLEEP	5
13	AMERICAN JOURNAL OF INDUSTRIAL MEDICINE	4
14	BMC PUBLIC HEALTH	4
15	DIABETES CARE	4
16	INTERNATIONAL JOURNAL OF MULTIPHASE FLOW	4
17	Journal of Occupational Medicine and Toxicology	4
18	PLoS One	4
19	PSYCHIATRY RESEARCH	4
20	CHEMICAL ENGINEERING SCIENCE	3

Showing 1 - 20 rows of 73 total (use export in the relevant section to download the full table)

# Journal Citation Relationships

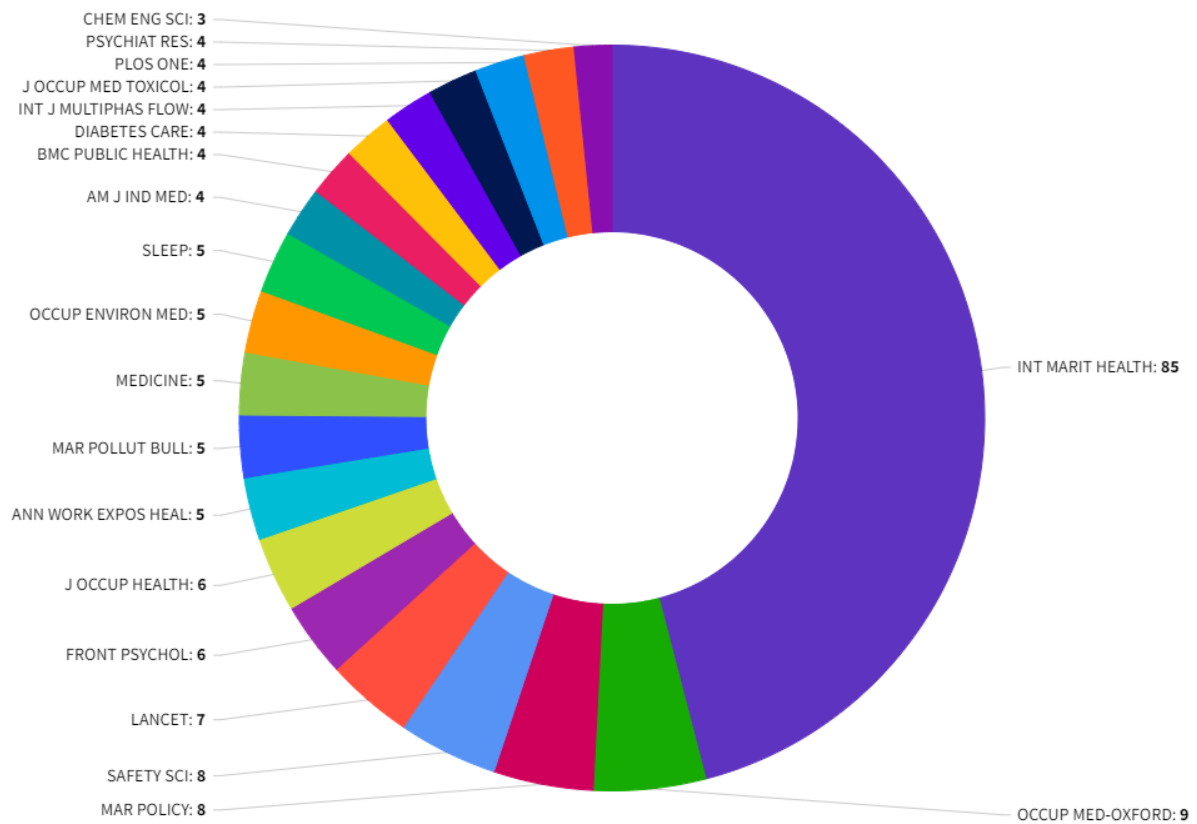
## Cited Data

Top 20 journals citing INT MARIT HEALTH by number of citations



# Citing Data

## Top 20 journals cited by INT MARIT HEALTH by number of citations



# Content metrics

## Source data

This tile shows the breakdown of document types published by the journal. Citable Items are Articles and Reviews. For the purposes of calculating JIF, a JCR year considers the publications of that journal in the two prior years. [Learn more](#)









### 29 total citable items

	ARTICLES	REVIEWS	COMBINED (C)	OTHER DOCUMENT TYPES (O)	PERCENTAGE
NUMBER IN JCR YEAR 2022 (A)	24	5	29	10	74%
NUMBER OF REFERENCES (B)	704	120	824	60	93%
RATIO (B/A)	29.3	24.0	28.4	6.0	



## Contributions by Organizations









Organizations that have contributed the most papers to the journal in the most recent three-year period. [Learn more](#)

RANK	ORGANIZATION	COUNT	
1	UNIVERSITE DE BRETAGNE OCCIDENTALE	17	
2	FAHRENHEIT UNIVERSITIES	13	
3	UNIVERSITY OF SOUTHERN DENMARK	11	
4	KOCHI UNIVERSITY	10	
-	MILITARY INSTITUTE OF AVIATION MEDICINE	10	
6	FRENCH SOC MARITIME MED	9	
-	SHIMANE UNIVERSITY	9	
-	UNIVERSITY OF LONDON	9	

Showing 1 - 8 rows of 238 total (use export in the relevant section to download the full table)

## Contributions by country/region

Countries or Regions that have contributed the most papers to the journal in the most recent three-year period. [Learn more](#)

RANK	COUNTRY/REGION	COUNT	
1	France	25	
2	Poland	15	
3	India	14	
4	Denmark	11	
-	England	11	
-	Nigeria	11	
7	Italy	10	
-	Japan	10	

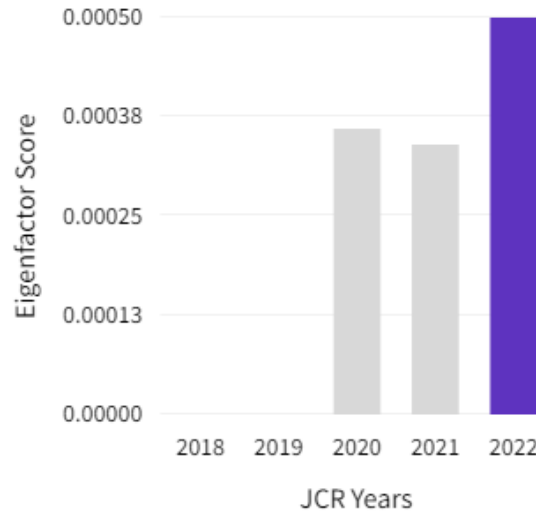
Showing 1 - 8 rows of 44 total (use export in the relevant section to download the full table)

# Additional metrics

## Eigenfactor score

**0.00050**

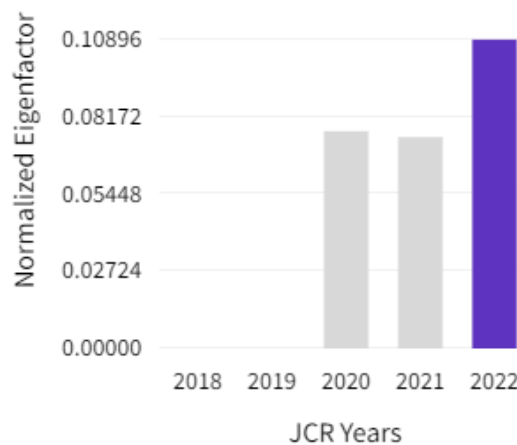
The Eigenfactor Score is a reflection of the density of the network of citations around the journal using 5 years of cited content as cited by the Current Year. It considers both the number of citations and the source of those citations, so that highly cited sources will influence the network more than less cited sources. The Eigenfactor calculation does not include journal self-citations. [Learn more](#)



## Normalized Eigenfactor

**0.10896**

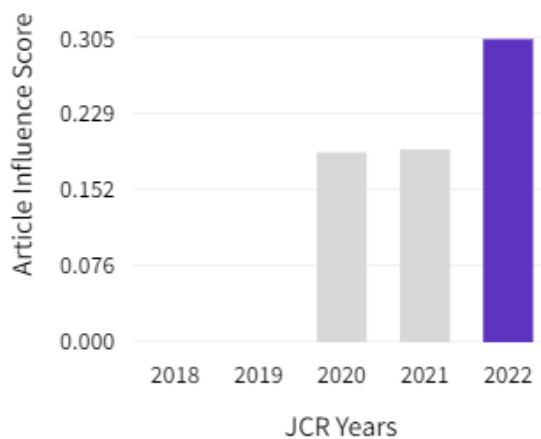
The Normalized Eigenfactor Score is the Eigenfactor score normalized, by rescaling the total number of journals in the JCR each year, so that the average journal has a score of 1. Journals can then be compared and influence measured by their score relative to 1. [Learn more](#)



## Article influence score

**0.305**

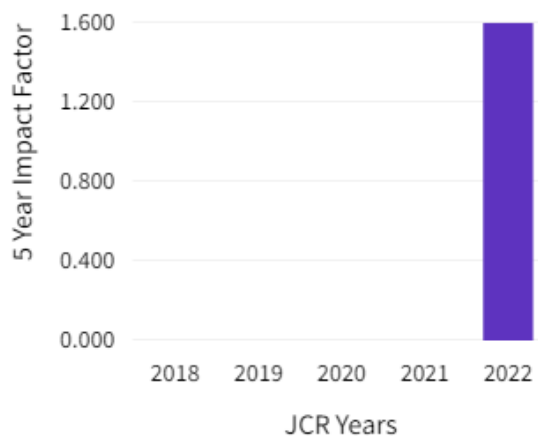
The Article Influence Score normalizes the Eigenfactor Score according to the cumulative size of the cited journal across the prior five years. The mean Article Influence Score for each article is 1.00. A score greater than 1.00 indicates that each article in the journal has above-average influence. [Learn more](#)



# 5 year Impact Factor

## 1.6

The 5-year Impact Factor is the average number of times articles from the journal published in the past five years have been cited in the JCR year. It is calculated by dividing the number of citations in the JCR year by the total number of articles published in the five previous years.



5 year Impact Factor calculation

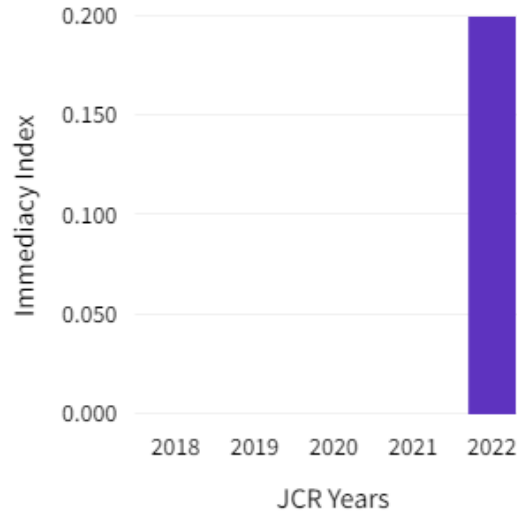
Citations in 2022 to items published in [2017-2021] (306)		306		
<hr/>				
Number of citable items in [2017-2021] (188)	=	188	=	1.6

# Immediacy Index

0.2

The Immediacy Index is the count of citations in the current year to the journal that reference content in this same year. Journals that have a consistently high Immediacy Index attract citations rapidly.

[Learn more](#)



Immediacy Index calculation

Cites in 2022 to items published in 2022	5	
<hr/>		5 / 29 = 0.2
Number of items published in 2022	29	